


SEGA™

TM
S
I
S
W
Z
L
L
C

the Pagemaster™



INSTRUCTION MANUAL

LICENSED BY
SEGA ENTERPRISES, LTD.
FOR PLAY ON THE SEGA™
GENESIS™ SYSTEM.

Rated by V.R.C.™

GA

Appropriate for
all audiences

General Audiences



the Pagemaster™

WARNING: READ BEFORE USING YOUR SEGA VIDEO GAME SYSTEM.

A very small percentage of individuals may experience epileptic seizures when exposed to certain light patterns or flashing lights. Exposure to certain patterns or backgrounds on a television screen or while playing video games may induce an epileptic seizure in these individuals. Certain conditions may induce previously undetected epileptic symptoms even in persons who have no history of prior seizures or epilepsy. If you, or anyone in your family, has an epileptic condition, consult your physician prior to playing. If you experience any of the following symptoms while playing a video game—dizziness, altered vision, eye or muscle twitches, loss of awareness, disorientation, any involuntary movement or convulsions—IMMEDIATELY discontinue use and consult your physician before resuming play.



Distributed by:
FoxVideo
P. O. Box 900
Beverly Hills, CA 90213-0900



This official seal is your assurance that this product meets the highest quality standards of SEGA™. Buy games and accessories with this seal to be sure that they are compatible with the SEGA GENESIS™ SYSTEM.

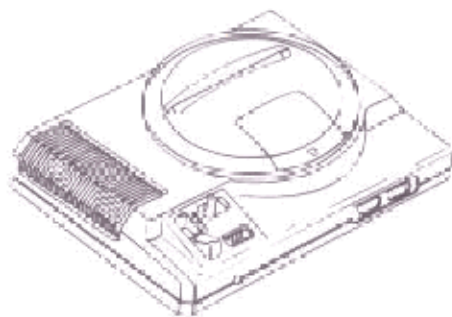
SET UP

1. Make sure your Genesis System is set up correctly.
2. Be sure that Control Pad 1 is properly plugged in.
3. Make sure the power switch is turned OFF. Place the Pagemaster cartridge into the cartridge slot and press it down firmly.
4. Turn the power switch ON. You should see the Sega Title screen, then The Pagemaster title screen.

HANDLING YOUR CARTRIDGE

The Sega Genesis Cartridge is intended for use exclusively with the Sega™ Genesis™ System.

- Do not bend it, crush it, or submerge it in liquids.
- Do not leave it in direct sunlight or near a radiator or other source of heat.
- Be sure to take an occasional recess during extended play, to rest yourself and the Sega Cartridge.



Warning to owners of projection televisions: Still pictures or images may cause permanent picture-tube damage or mark the phosphor of the CRT. Avoid repeated or extended use of video games on large-screen projection televisions.

TAKE CONTROL



Throughout this manual the buttons on the Genesis Control Pad will be referred to as follows:

Button A, Button B, Button C, Start Button and Directional Button (Button D).

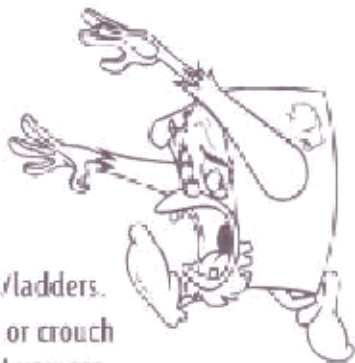
The general button commands are as follows:

START BUTTON

- Press to make selections and to pause the game.

DIRECTIONAL BUTTON

- Press left or right to walk left or right.
- Press up to climb up ropes/ladders.
- Press down to climb down or crouch and to pick up objects that you are standing next to. Using the ATTACK button (Button B) will throw this object. Using the JUMP button or pressing DOWN again will put the object down.
- Press right or left while hanging on a line/rope to move hand-over-hand.



TAKE CONTROL

BUTTON A and C – Jump Button

- Richard jumps variable height and distance (depending on how long you press the button, how much room there is on screen, or if he is wearing his magic shoes).

BUTTON B – Attack Button

- Press this button to use an item that Richard has collected. If he has no item then this button will not work. Pick-Ups include: Pirate's Swords, Bag-Of-Gooey Eyeballs, etc. (See Pick-Up section for all items).



BEGIN THE JOURNEY

The adventure begins when you see Richard standing on the pages of an open book. The book serves as a map for Richard's journey. Each pop-up along the map is a level for Richard to enter and discover. When he stands in the doorway of one of these sites,



press the Start Button to have him leave the book and enter the new level. If a pop-up doesn't raise, the level is cleared and achieved.

Each level that Richard enters has its own set of dangers and traps. For the most part Richard can endure these obstacles by jumping over or on top of these threats. If Richard slides down slopes by pressing the Down button he can kill enemies by sliding into them. If Richard has at least one Pick-Up and gets hit, he loses the Pick-Up, and continues in that level. Some helpful items can only be obtained by first gathering a necessary Pick-Up. For example, if an item is out of reach, Richard may need his magic shoes to help him jump high enough to grab the item.



CONTROL PANEL

Once Richard is in the game, his status will appear on the screen with the following icons:



RICHARD'S FACES: These tell how many lives are left in the game. Richard's character is lost if he has no Pick-Ups and bumps into an adversary or touches deadly scenery. Note that there is only one way to earn extra Richard characters: by collecting Richard Faces.



GOLD TOKENS COLLECTED: For every 100 Gold Tokens (keys, coins, eggs) Richard collects, the number goes back to zero and Richard gets an extra life. The number of gold tokens collected is shown in the upper right corner of the screen.




PICK-UPS: The Pick-Ups that Richard collects are shown at the bottom right of the screen. More than one item can be displayed at the same time. When Richard is touched by an enemy (or missile), he loses an item.

CLOCK: Some areas are timed events. In this case, a Clock appears in the background to let you know how much time is left to complete the level.

WORLDS OF PAGEMASTER

Richard's quest takes him through three main Worlds composed of 68 Levels – each more difficult than the last – not forgetting the Secret Hidden Rooms and Bonus Games.

Note that some adversaries are tougher than others and it can take more than a single hit with a Special Effect to remove them from play. Some adversaries are so tough they cannot be removed from play!

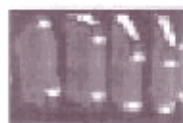


HORROR WORLD

This level features the backgrounds made famous by books such as *Frankenstein*, *Dr. Jekyll & Mr. Hyde* and chilling ghost stories.

The enemies in this

section are out to scare Richard to death!



BOOKS: Some walk around, snapping their pages, others fly! Note that books appear in all worlds.



BATS: Don't get in a flap, the Bats are easy enough to avoid...with practice.



GHOSTS: Beware!
They appear from nowhere.



FRANKENSTEIN'S FIST: Don't let it pound Richard into the ground!

WORLDS OF PAGEMASTER



MR. HYDE: He throws flasks which explode when they hit the ground. Don't let them hit Richard!



ADVENTURE WORLD

Avast, matey, and prepare to take on boarders! Adventure takes Richard to the world of pirates and buried treasure. Inspired by the classic tales of *Moby Dick* and *Treasure Island*,

Adventure features the likes of Long John Silver, Captain Ahab, and a host of scurvy pirates waiting to clash swords with the young hero.



CAPTAIN AHAB: He's been on Moby Dick's trail for years, but he's quite content to throw his harpoon at anyone who gets in the way.



LONG JOHN SILVER'S PARROT: A not-so-pretty Polly who flaps around in a panic.



HAPPY PIRATES: They are even happier if they can put a stop to Richard's progress. Beware! Happy Pirates pop out from behind walls and throw things at Richard.



SWINGING PIRATES: So happy they swing from ropes.



GEORGE MERRY: A large jolly fellow who hides in barrels and only emerges to throw bottles at anyone in the area.

WORLDS OF PAGEMASTER



LONG JOHN SILVER: This despicable character is only after more Dubloons. Richard better not get too close or Long John will bowl him over.



FANTASY WORLD
From the works of ancient myths to *Alice in Wonderland* come a cast of characters filled with magic and enchantment.



HUMPTY DUMPTY: He sits on platforms and falls when Richard is near.



ANGRY FLOWERS: They may appear to be harmless, but watch out when they bloom; they spit seeds!



FIRE CREATURE: Ouch! It burns, so keep well away.



SKELETON: It has a sword – and it's not afraid to use it. Watch out! The Skeleton is strong.



LILLIPUTIANS: The little people carry spears which are usually used to prod things, but sometimes they are thrown!

PICK-UPS

The following items are found on most Levels. All Pick-Ups are useful, so when you see them, simply run over them to pick them up. The best thing about holding a Pick-Up is that it offers protection: If Richard is hit while he's carrying a Pick-Up, the Pick-Up is lost, and not a Richard character! The following Pick-Ups can help Richard make it through the Levels:



MAGIC SHOES: These give Richard extra jumping power for longer leaps, and they allow him to rebound off walls. Once Richard has the Magic Shoes, only one more weapon can be held; the next Pick-Up will replace the one held. Of course, when Richard has the Magic shoes and a weapon, he has two chances before a character is lost.



STICKY HANDS: When collected, this item covers Richard's hands with a green goo that allows him to do some amazing climbing techniques! They can be used to stick to the underside of ceilings.



BAG-OF-EYEBALLS: Ugh, a bag of gooey eyeballs for throwing at adversaries. Watch the eyeballs bounce around the screen. As long as you have the bag, there is an unlimited supply of ammunition.


PICK UPS



PIRATE'S SWORD: A quick slash of the sword is just the thing for removing adversaries from play. Note that Richard can use the Sword when he's crouching or – without stopping – when he's running or climbing.



MAGIC DUST: This Pick up allows Richard to shoot out magical dust from his hands. The longer he holds his ground (and the B Button), the bigger the sparks that fire! Shoot short bursts at adversaries to remove them from play.



COLLECTIBLES

The following items are found on every Level. All Collectibles are very useful, so run over them to pick them up when you spot them.



3-D BONUS GAME TOKEN: Play the Bonus Game – but only if you complete the Level.



GOLD TOKEN: In Horror World the Gold Tokens are Keys, in Adventure World the Gold Tokens are Coins, and in Fantasy World the Gold Tokens are Golden Goose Eggs. After Richard collects 100 Gold Tokens, he gets an extra life.



HELMET: It provides temporary invincibility from adversaries and any dangerous scenery. While the Helmet's in use, Richard is surrounded by Magic Dust; when the Helmet's power is almost gone, Richard will flash. Note that using the Helmet doesn't interfere with any Pick-Ups held.



LIBRARY CARD: They are found lying around on different Levels, so keep your eyes open!

SPECIAL SCENERY

Richard can run and jump on the scenery and some objects. He can even jump through some scenery, pick up and throw certain objects. When you spot any of the following special Scenery, take advantage of its special nature.

- Press the Down button to pick up and hold an object – but only if it's not too heavy.
- Press the B Button while holding an object to throw it.
- Press the A Button or pressing Down again will put the object down.



SPECIAL SCENERY



HORROR THE HUNCHBOOK: As you can see, he's asleep. Horror can be picked up and placed anywhere – but try to ensure that he's put somewhere useful.



BARREL: Just like Horror, it can be picked up and placed anywhere.



SKULL: Richard can pick it up and move it so he can jump on it for extra height.



FANTASY: This bookish friend is no stranger to the wonders of magic. Jump up to Fantasy, and she will fly you over objects.



THE PAGEMASTER'S HAT: It can't be picked up or pushed, but when Richard touches one of these, it spins around and Richard's position in the Level is noted.

Now if a Richard character is lost, he isn't returned to the beginning of the Level. Instead, he's placed at the last Pagemaster's Hat he touched!




BOOKS: It cannot be pushed. But it can be picked up and moved.

BONUS CHAMBER

Access to these areas happens when Richard bumps his head on an invisible book. The book appears and Richard dives into it to go to the secret chamber. You'll have to probe every area to find one of these books. Once Richard is inside, he has an opportunity to go on a "shopping spree" for helpful items!

Sometimes there is a bonus life to be earned in the secret chamber, but it won't be easy. You will have to prove your skills in surviving a series of tests to gain the valued prize.



3-D FLYING GAME

3-D BONUS FLYING GAME

If Richard completes a level in any world (Horror, Adventure, or Fantasy), and collects a bonus game token along the way, he will be transported to a special 3-D Flying Bonus Game! Richard will fly across the land or sea, collecting gold tokens and bags of Magic Dust (which will increase the Magic Dust meter). If the Magic Dust meter reaches zero, or if Richard hits an object, he will drop out of the sky. If Richard survives until the end he'll be rewarded with a bonus...usually a life or two!

3-D FLYING INSTRUCTIONS

The "D" button moves you up/down/left/right. "A" button makes your passenger jump (if you have one). Your passenger can reach and collect Pick-Ups for you as well. "B" button makes your book close up and help you fit through narrow sections. You can collect bags of Magic Dust and gold tokens (these add to your normal gold token count in the main game). Bags of Magic Dust replenish your magic dust meter in the top left corner of the screen. If you collide with one of the pillars or when the Magic Dust runs out, you fall from the sky and the player will be given two more chances at the bonus game. When all his 3 chances have run out, the player then returns to the level map and continues the main game.

NOTE THAT YOUR LIVES FROM THE MAIN GAME ARE NOT AFFECTED BY THE NUMBER OF TRIES YOU HAVE IN THE BONUS GAME.


HINTS



- Look for a variety of ways to move through a scene. There are many modes of transportation for Richard to use – be creative!
- You can't judge a book by its cover – look out for shape-changers and enemies to appear from thin air. Be aware!
- There is a multitude of hidden objects and passageways. Just because you've been in a room before doesn't mean you have seen it all . . .
- Look for Shields! They bounce when Richard nears and can be used as platforms.
- To negotiate steep slopes as quickly as possible, jump up them.
- Richard can jump on the heads of some adversaries to remove them from play.

HINTS

- Wait for Captain Ahab to throw his harpoon (not forgetting to jump or duck to avoid it). If the Harpoon hits some scenery, it will be jammed there – so use it to jump higher.
- When Humpty Dumpty's rubbing his head he can't hurt Richard.
- For a bigger, more powerful burst of Fairy Dust, press and hold the B Button before releasing it. You will find this especially useful for removing Skeletons from play.
- If Richard can find Fantasy the Good Fairy Book, he can use her to fly around!



WARRANTY INFORMATION

LIMITED WARRANTY

Fox Interactive warrants to the original consumer purchaser of this Fox Interactive software product:


The product will be free from defects in material and workmanship for a period of 90 days from the date of purchase. If a defect covered by this warranty occurs during the 90-day warranty period, simply return the product to the retailer from which you purchased it along with dated proof of purchase (such as your store receipt) and the product will be repaired or replaced (at Fox Interactive's discretion) at no charge to you (except for the cost of returning the product). If you cannot return the product to your retailer, then call 1-800-436-9426 for instructions on how to return your product to Fox Interactive.

This warranty does not apply if the defect is caused by negligence, accident, unreasonable or improper use, modification, tampering or any other causes not related to defective materials or workmanship. Replacement or repair of the product during the 90-day warranty period is the full extent of Fox Interactive's liability. THIS WARRANTY IS IN LIEU OF ALL OTHER WARRANTIES AND NO OTHER REPRESENTATIONS OR CLAIMS OF ANY NATURE SHALL BE BINDING ON OR OBLIGATE FOX INTERACTIVE. ANY APPLICABLE IMPLIED WARRANTIES, INCLUDING WARRANTIES OF MERCHANTABILITY AND FITNESS FOR A PARTICULAR USE, ARE HEREBY LIMITED TO 90 DAYS FROM THE DATE OF PURCHASE AND ARE SUBJECT TO THE CONDITIONS SET FORTH HEREIN. IN NO EVENT SHALL FOX INTERACTIVE BE LIABLE FOR CONSEQUENTIAL OR INCIDENTAL DAMAGES OR DAMAGE TO PROPERTY RESULTING FROM THE UNLATCH OF ANY EXPRESS OR IMPLIED WARRANTIES.

This warranty is valid in the United States and Canada only. Some states / provinces do not allow limitations on how long an implied warranty lasts or the exclusion of consequential or incidental damages, so the above limitations or exclusions may not apply to you. This warranty provides you with specific legal rights. You may have other rights that vary from state to state or province to province. This warranty shall not be applicable to the extent that any provision is prohibited by any federal, state or local law that cannot be pre-empted.

Patents: U.S. # 's 4,432,486/4,454,594/4,462,076/4,026,555;
Europe # 80244; Canada # 's 1,153,276/1,082,351; Hong Kong # BB-4302;
Germany # 2,609,826; Singapore # 87-155; U.K. # 4,535,309; France # 1,607,029;
Japan # 's 1,632,396/82-205505 (Pending).

Meet THE TICK! Larger than Life, With the Look, Feel And Excitement Of An Arcade Game!



THE TICK

It's night in the city and you're the new superhero in town. As THE TICK you have the powers and abilities unknown to ordinary mortal men. It's a non-stop battle through the streets and across the rooftops! It's time to jump into action and destroy these bad guys once and for all!



Colorful villains and fighting action!



UNIQUE characters give THE TICK the look and feel of an arcade game!



The Video Game Rating Council, its rating system, symbols and in-life are trademarks of Age of Learning, Inc. ©1993 Sega, Sega and Genesis are trademarks of Sega Enterprises, LTD. All Rights Reserved.



Fox Interactive TV & © 1994. All Rights Reserved. (MS, IL, CA, NM) & © 1994 GEN. Inc. All Rights Reserved.

AtariGuide



A UNIT OF FOX INC.

Distributed by:

foxVideo

P.O. Box 900

Beverly Hills, CA 90213-0900

Developed by Probe Limited

**LICENSED BY SEGA ENTERPRISES, LTD. FOR
PLAY ON THE SEGA™ GENESIS™ SYSTEM.**

**SEGA AND GENESIS ARE TRADEMARKS
OF SEGA ENTERPRISES, LTD.
ALL RIGHTS RESERVED.**

Fox Interactive TM © 1994. All Rights Reserved.

**"The Paymaster" TM © 1994 Twentieth Century Fox Film Corporation
and Turner Pictures, Inc. All Rights Reserved.**

Printed in U.S.A.

AtariGuide