

# Calling All Intergalactic Space Rangers!

Only you, Buzz Lightyear, and your elite Space Ranger team can defeat the evil Emperor Zurg in his dark quest for universal domination!

**AVAILABLE NOW!**



Blast off with power-ups like shields, rockets, homino weapons and lightning beams



Fight on jetpacks, hoverboards, jetbikes and more!



Explore 12 levels in seven amazing worlds, including Planet Z.

Activision, Inc.  
P.O. Box 67713, Los Angeles, CA 90067



www.activision.com

80075.260.US



Nintendo

GAME BOY COLOR

CGB-B99E-USA

Disney's **102**  
DALMATIANS

**PUPPIES TO THE RESCUE**




INSTRUCTION BOOKLET

ONLY FOR  
GAME BOY  
COLOR

EmuMovies

**WARNING: PLEASE CAREFULLY READ THE CONSUMER INFORMATION AND PRECAUTIONS BOOKLET INCLUDED WITH THIS PRODUCT BEFORE USING YOUR NINTENDO® HARDWARE SYSTEM, GAME PAK OR ACCESSORY. THIS BOOKLET CONTAINS IMPORTANT SAFETY INFORMATION.**



This product has been rated by the Entertainment Software Rating Board. For information about the ESRB rating, or to comment about the appropriateness of the rating, please contact the ESRB at 1-800-771-3772.

EVERYONE  
For more information on this product's rating, call 1-800-771-3772 or visit <http://www.esrb.org>



THIS OFFICIAL SEAL IS YOUR ASSURANCE THAT NINTENDO HAS APPROVED THE QUALITY OF THIS PRODUCT. ALWAYS LOOK FOR THIS SEAL WHEN BUYING GAMES AND ACCESSORIES TO ENSURE COMPLETE COMPATIBILITY. LICENSED BY SALE FOR USE ONLY WITH OTHER AUTHORIZED PRODUCTS BEARING THE OFFICIAL NINTENDO SEAL OF QUALITY.

LICENSED BY



NINTENDO, GAME BOY, GAME BOY COLOR AND THE OFFICIAL SEAL ARE TRADEMARKS OF NINTENDO OF AMERICA INC.  
© 1989, 1998-2000 NINTENDO OF AMERICA INC.

**THIS GAME PAK WILL WORK ONLY WITH THE GAME BOY® COLOR VIDEO GAME SYSTEM.**

# CONTENTS



Starting Up.....	2
Precautions .....	2
Controls .....	3
A Daring Rescue .....	4
Main Menu .....	5
Start.....	5
Password .....	5
Option .....	6
Getting Ready to Play .....	6
Playing the Game.....	7
The Game Screen .....	7
Puppy Actions .....	8
Collectibles .....	9
Escapes .....	9
Getting Stunned.....	10
Scoring Points .....	10
The Enemies.....	11
Mini-Games .....	13
Credits.....	15
Customer Support.....	19
Software License Agreement.....	21

## STARTING UP

1. Turn the power switch OFF on your Nintendo™ Game Boy Color. Never insert or remove a Game Pak when the power is on.
2. Insert the Disney's 102 Dalmatians: Puppies to the Rescue Game Pak into the slot on the Game Boy Color. Press firmly to lock the Game Pak into place.
3. Turn the power switch ON. The Nintendo logo should appear. (If you don't see it, begin again at step 1.)
4. When the Title Screen appears, press START to begin the game.

## PRECAUTIONS

Always turn the power OFF before inserting or removing the Game Pak from the Game Boy Color. Do not take apart, crush, bend or submerge the Game Pak. Store the Game Pak at room temperature, avoiding excessive cold or heat. Keep the connectors clean and dry, and store the Game Pak in the case when not in use. Take a break after playing for long periods of time.



## CONTROLS

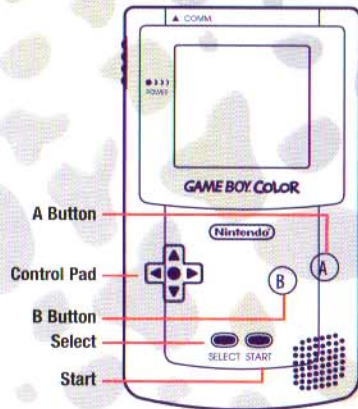
Move/Select Menu Items.....Control Pad

Jump/Toggle Option Menu Item .....A Button

Bark/Throw Levers/  
Push Buttons/ Previous Screen .....B Button

Pause/Start .....START

Exit Mini-Game .....SELECT





## A DARING RESCUE

Cruella De Vil's toy business is a failure. And why not? All her toys are horrible, just like Cruella. If children would stop spending all their pocket money on their spoiled little pets, she thinks, they would be more interested in her toys.

So she hatches an evil plan: She reprograms her despicable toys into puppy-napping robots and uses them to capture every Dalmatian in England. When her little captives grow up, she'll put them to work on treadmills, generating electricity for her factory and making the very toys that pet-napped them!



All this news of missing pets troubles Dipstick and Dottie. They tell their own puppies, Domino and Oddball, to stay put safely at home while they search for all the missing puppies. As soon as Mom and Dad turn their tails, the rambunctious puppies strike out on their own search.

In no time, the adventurous puppies are captured and caged in Cruella's Toy Factory. But Domino and Oddball are so small that they can squeeze through the bars and escape! When Cruella discovers the escape, she sends her evil robotic toys along with her bumbling henchmen, Horace and Jasper Baddun, and her seedy sidekick, Jean-Pierre Lefelt to scour the factory looking for the fugitives. Now Oddball and Domino must tear through the factory to rescue the remaining puppies and turn Cruella's nasty little plot upside down!

## MAIN MENU

### Start

To begin a new game, select Start and press START.

### PASSWORD

When you complete a level, the PASSWORD Screen will show you the password for the next level. Write it down so you can continue playing later.

1. To enter your password and resume play on that level: Select PASSWORD and press START.
2. Press the Control Pad Up or Down to select a password icon and Right or Left to change icon positions. Press START when the password is entered.
3. If the password is valid, the level will start. If the password is wrong, red X's will appear in each of the password boxes. If this happens, please check that you are using the correct password and try again.



## MAIN MENU

### OPTION

You can turn the music and sound effects On or Off on the Options screen.

1. Press the Control Pad Up or Down to select OPTION and press START.
2. Press the Control Pad Up or Down to select SOUND or MUSIC and press START to turn the feature On or Off.
3. Press the B Button to return to the Main Menu.



### Getting Ready to Play

1. On the Title Screen, press START to display the Main Menu.
2. Press the Control Pad Up or Down to select START and press START.
3. Press the Control Pad Left or Right to select either DOMINO or ODDBALL for play and press START.
4. Read the description of your first rescue attempt on the Factory Floor and press START to begin the game.



## PLAYING THE GAME

Travel throughout Cruella's Toy Factory searching for the keys to free the caged puppies in each room. Some rooms have switches that must be thrown in order to activate stationary lifts to access other parts of the room. Cruella's underlings are patrolling the whole factory searching for escaped puppies. They will stun a puppy if they can.

### The Game Screen

Caged Puppies

Score

Paw Meter

Cage Key

Bones Collected



**Bones** - Collect five bones to fully replenish the Paw Meter.

**Cage Key** - Appears when you find the cage key for the current level. A single cage key can be used to free all caged puppies on a level.

**Paw Meter** - Each time Domino or Oddball is stunned, a portion of the Paw Meter turns red. When it turns totally red, the puppy is captured.

**Score** - Earn points for stunning enemies with a bark, freeing caged puppies, or picking up items.

**Caged Puppies** - The number of puppies still in cages on the present level.

## PUPPY ACTIONS

### Bark Attack

Your puppy delivers a piercing bark (B Button) to temporarily stun enemies.

### Jumping

The puppies have excellent jumping skills (A Button). Look for elevators and ledges to move through each level of the factory. Jump to avoid attacks. Some levels have objects to jump on to help you jump even higher.

### Switches

Some places are blocked until you find a switch to access them. Switches can affect doors and lifts on a level. Find a switch and press the B Button while standing next to it. Your puppy will activate the switch.

### Rescues

To rescue a puppy, run up to its cage. If you have the key, the cage door will open and the puppy will run out from the cage.

## COLLECTIBLES



### Bones

Grab bones hidden throughout the game. Find five bones to fully replenish a damaged Paw Meter.



### Super Bones

Find these gold bones and earn an extra "escape" (a try).



### Cage Key

This is the master cage lock key. Once you find it, you can use it to open all the cages on the level.

## ESCAPES

The puppies start the game with three escapes. Oddball and Domino are so small, they can squeeze through the bars of Cruella's cages. If you get caught, you can escape for another try. When you run out of escapes, the game is over.

The number of escapes remaining flashes on the screen at the beginning of each level.



## GETTING STUNNED

Every time one of Cruella's cronies or evil toys touches Oddball or Domino, your puppy gets stunned. Each stun causes part of the Paw Meter at the bottom of the screen to turn red. The Paw is in five sections. When all five sections turn red, the puppy is recaptured and must escape again from the beginning of the level.

## SCORING POINTS

Earn points for stunning enemies and finding items.

Find Bone - 50 pts.

Find Super Bone - 100 pts.

Free a Puppy - 200 pts.

Stun Robodog - 10 pts.

Stun Monkey - 20 pts.

Stun Cruella Mobile - 30 pts.

Stun Bouncing Goblin - 50 pts.

Stun Blimp - 100 pts.

Stun Baddun Brothers  
(Horace or Jasper) - 50 pts.

Eliminate Baddun - 100 pts.

Exit Baddun Brothers Level - 200 pts.

Stun LePelt - 50 pts.

Eliminate LePelt - 100 pts.

Free a Parent - 500 pts.

Stun Cruella - 100 pts.

Super Bark Cruella - 200 pts.

Exit Cruella level - 500 pts.

## THE ENEMIES

Cruella and her underlings are patrolling the whole factory to recapture your puppy. There are many hazards in the factory so be ready to leap as soon as you can.



### Cruella Mobile

Her car is quick on the ambush. Bark at it to overheat the engine.



### C-9 Robodogs

Battery operated hounds are everywhere.



### Monkey

Try not to get caught by this cymbal-pounding primate.



### Baddun' Brothers

They will try to slap a net over Domino or Oddball.



### LePelt

LePelt will try to pelt your puppy with balls. He's quick on his feet so don't get caught sitting down.





### Bouncing Goblin

This lunatic is tough to stop. Time your bark just right or you'd better run!



### Blimps

These fly in for rock-bombing runs.



### Electrical Fields

Electrical fields turn on and off. A well-timed jump will get your puppy through the field unharmed.



### Barrels

Rolling barrels are dangerous. Jump over these moving obstacles.



### Cruella De Vil

If you can stun this queen of cruel, you are one heroic puppy. A puny puppy bark won't even mess up her hairdo. You need some serious bark to bring Cruella down.



## MINI-GAMES

Beat Cruella and the fun is not over yet. You will win the passwords to two mini-games: Color Matching and Picture Matching

### Color Matching

Try to make the two paws the same color.

1. Use the Control Pad to move the paw cursor over a color slider.
2. Press and hold the A Button and adjust the slider Up or Down with the Control Pad to change the color of the paws so they match.
3. When you think the colors of both paws match, move the paw cursor over the Red Button and press the A Button to see if you won! When the game is over, press START to retry or SELECT to exit.





## Picture Matching

You have one minute to match all of the pictures on the screen. Turn over cards to try to match as many pairs of pictures as you can in the time remaining.

1. Press the Control Pad to move the paw cursor over the card you want to turn over and press the A Button.
2. Next select a second card to try to match the picture of the card you already turned over.
3. If both pictures match, you can continue trying to make other matches. If both pictures do not match, they will both automatically turn over and you will have to try to match another pair.
4. Try to match all of the cards within a minute to win!



When the game is over, press  
START to retry or SELECT to exit.

## CREDITS

### DIGITAL ECLIPSE

Lead Programmer ..... Mark Fitt  
Assistant Art Director ..... Dean Lee  
Artists ..... Arvin 'Biggedy Bautz' Bautista  
Boyd 'Invisible Monkey' Burggrabe  
Eric Calande, Ronnie Fike  
Kevin James, Dan Schallock  
Music & Sound Effects ..... Allister Brimble  
Mini-Games Programming ..... Adam Rippon  
Production ..... William Baffy, Bill Schmidt, Dan Young  
Executive Producer ..... Andrew Ayre  
TileKiller ..... Dan Filner  
Special Thanks ..... Freya Shephard, Alice Adams  
Buck Bauer, Molly Pettit, Lourdes Schallock  
Vickie, Zander James, Mom and Dad Bautista  
Mike Mika, Kolrabi Productions  
Demiforce, Gainsburgers



## CRYSTAL DYNAMICS

Executive Producer ..... Sam Player  
Producer ..... Alex Ness  
Assistant Producer ..... David Rhea  
Test Manager ..... Billy Mitchell  
Lead Tester ..... David Rhea  
Testers ..... Paul Cazarez, Chris Bruno, Vanilla

## EIDOS INTERACTIVE

Marketing Director ..... Chip Blundell  
Product Manager ..... Renee Pletka  
Public Relations ..... Greg Rizzer, Lars Bakken  
Instruction Manual ..... Hanshaw Ink and Image  
Special Thanks ..... The Entire Eidos Team, Moore Design Group

## DISNEY INTERACTIVE

Producer ..... Luigi Priore  
Assistant Producer ..... Keith Hargrove  
Director of Production, Console Games ..... Dan Winters  
Senior Artists ..... Tom Barlow  
Director, Marketing ..... Jean-Luc Satin  
Assistant Manager, Marketing Services ..... Nina Harju  
Localization Manager, Europe ..... Catherine Duperron  
Production Supervisor, Localization ..... Kate Farmer  
Associate Producer, Localization ..... Ticket Carson  
Special Thanks ..... William 'Chip' Beaman, Patrick Larkin

Tamira Webster, Debbie Neveu, Maggie Brewis  
The Disney Interactive Console Game Group



## ACTIVISION

Producer .....	Brian Clarke
Executive Producer .....	Murali Tegulapalle
Senior VP Studios .....	Steve Crane
Exec. VP Worldwide Studios .....	Larry Goldberg
VP of Marketing .....	Tricia Bertero
Director of Marketing .....	Melissa Chapman
Sr. Manager Corporate Communications .....	Michelle Nino
Legal .....	George Rose, Michael Hand, Greg Deutsch
QA Manager, Console Division .....	Joe Favazza
Sr. Project Lead .....	Benjamin-lee Deguzman
Project Lead .....	Blaine Christine
Testers .....	Matt Carpenter, Ken Tsang
Customer Support Manager .....	Bob McPherson
Customer Support Leads .....	Rob Lim, Gary Bolduc, Mike Hill
Packaging .....	Menotti Creative Services
Special Thanks .....	Jim Summers, Jason Wong, Eric Zala Sam Nouriani, Tanya Langston, Nicholas Favazza Margarita Umil, Eva Gauthier

## CUSTOMER SUPPORT

You must be at least the age of 13 years old in order for us to assist you when contacting Customer Support.

**NOTE: Please do not contact Customer Support for hints/codes/cheats; only technical issues.**

**Internet:** <http://www.activision.com/support>

Our support section of the web has the most up-to-date information available. We update the support pages daily so please check here first for solutions.

**E-Mail:** [support@activision.com](mailto:support@activision.com)

A response may take anywhere from 24-72 hours depending on the volume of messages we receive and the nature of your problem.


**NOTE: internet/e-mail support is handled in English only.**

**Phone:** (310) 255-2050

You can call our 24-hour voice-mail system for answers to our most frequently asked questions at the above number. Contact a Customer Support representative at the same number between the hours of 9:00 am and 5:00 pm (Pacific Time), Monday through Friday, except holidays.

**Please do not send any game returns directly to Activision. It is our policy that game returns must be dealt with by the retailer or online site where you purchased the product.**





#### SOFTWARE LICENSE AGREEMENT

**IMPORTANT - READ CAREFULLY:** USE OF THIS PROGRAM IS SUBJECT TO THE SOFTWARE LICENSE TERMS SET FORTH BELOW. "PROGRAM" INCLUDES THE SOFTWARE INCLUDED WITH THIS AGREEMENT, THE ASSOCIATED MEDIA, ANY PRINTED MATERIALS, AND ANY ON-LINE OR ELECTRONIC DOCUMENTATION, AND ANY AND ALL COPIES AND DERIVATIVE WORKS OF SUCH SOFTWARE AND MATERIALS. BY OPENING THIS PACKAGE, AND/OR USING THE PROGRAM, YOU ACCEPT THE TERMS OF THIS LICENSE WITH ACTIVISION, INC. ("ACTIVISION").

**LIMITED USE LICENSE.** Activision grants you the non-exclusive, non-transferable, limited right and license to use one copy of this Program solely and exclusively for your personal use. All rights not specifically granted under this Agreement are reserved by Activision. This Program is licensed, not sold. Your license confers no title or ownership in this Program and should not be construed as a sale of any rights in this Program.

**OWNERSHIP.** All title, ownership rights and intellectual property rights in and to this Program and any and all copies thereof (including but not limited to any titles, computer code, themes, objects, characters, character names, stories, dialog, catch phrases, locations, concepts, artwork, animation, sounds, musical compositions, audio-visual effects, methods of operation, moral rights, and any related documentation, incorporated into this Program) are owned by Activision or its licensors. This Program is protected by the copyright laws of the United States, international copyright treaties and conventions and other laws. This Program contains certain licensed materials and Activision's licensors may protect their rights in the event of any violation of this Agreement.

#### YOU SHALL NOT:

- Exploit this Program or any of its parts commercially, including but not limited to use at a cyber cafe, computer gaming center or any other location-based site. Activision may offer a separate Site License Agreement to permit you to make this Program available for commercial use; see the contact information below.
- Sell, rent, lease, license, distribute or otherwise transfer this Program, or any copies of this Program, without the express prior written consent of Activision.
- Reverse engineer, derive source code, modify, decompile, disassemble, or create derivative works of this Program, in whole or in part.
- Remove, disable or circumvent any proprietary notices or labels contained on or within the Program.
- Export or re-export this Program or any copy or adaptation in violation of any applicable laws or regulations.

**LIMITED WARRANTY.** Activision warrants to the original consumer purchaser of this Program that the recording medium on which the Program is recorded will be free from defects in material and workmanship for 90 days from the date of purchase. If the recording medium is found defective within 90 days of original purchase, Activision agrees to replace, free of charge, any product discovered to be defective within such period upon its receipt of the Product, postage paid, with proof of the date of purchase, as long as the Program is still being manufactured by Activision. In the event that the Program is no longer available, Activision retains the right to substitute a similar program of equal or greater value. This warranty is limited to the recording medium containing the Program as originally provided by Activision and is not applicable to normal wear and tear. This warranty shall not be applicable and shall be void if the defect has arisen through abuse, mistreatment, or neglect. Any implied warranties prescribed by statute are expressly limited to the 90-day period described above.

EXCEPT AS SET FORTH ABOVE, THIS WARRANTY IS IN LIEU OF ALL OTHER WARRANTIES, WHETHER ORAL OR WRITTEN, EXPRESS OR IMPLIED, INCLUDING ANY WARRANTY OF MERCHANTABILITY, FITNESS FOR A PARTICULAR PURPOSE OR NON-INFRINGEMENT, AND NO OTHER REPRESENTATIONS OR CLAIMS OF ANY KIND SHALL BE BINDING ON OR OBLIGATE ACTIVISION.

When returning the Program for warranty replacement please send the original product cartridge only in protective packaging and include:

(1) a photocopy of your dated sales receipt; (2) your name and return address typed or clearly printed; (3) a brief note describing the defect, the problem(s) you are encountering and the system on which you are running the Program; (4) if you are returning the Program after the 90-day warranty period, but within one year after the date of purchase, please include check or money order for \$15 U.S. currency per cartridge replacement. Note: Certified mail recommended.

**In the U.S. send to:** Warranty Replacements, Activision, Inc., P.O. Box 67713, Los Angeles, California 90067

**LIMITATION ON DAMAGES.** IN NO EVENT WILL ACTIVISION BE LIABLE FOR SPECIAL, INCIDENTAL OR CONSEQUENTIAL DAMAGES RESULTING FROM POSSESSION, USE OR MALFUNCTION OF THE PROGRAM, INCLUDING DAMAGES TO PROPERTY, LOSS OF GOODWILL, COMPUTER FAILURE OR MALFUNCTION AND, TO THE EXTENT PERMITTED BY LAW, DAMAGES FOR PERSONAL INJURIES. EVEN IF ACTIVISION HAS BEEN ADVISED OF THE POSSIBILITY OF SUCH DAMAGES, ACTIVISION'S LIABILITY SHALL NOT EXCEED THE ACTUAL PRICE PAID FOR THE LICENSE TO USE THIS PROGRAM. SOME STATES/COUNTRIES DO NOT ALLOW LIMITATIONS ON HOW LONG AN IMPLIED WARRANTY LASTS AND/OR THE EXCLUSION OR LIMITATION OF INCIDENTAL OR CONSEQUENTIAL DAMAGES, SO THE ABOVE LIMITATIONS AND/OR EXCLUSION OR LIMITATION OF LIABILITY MAY NOT APPLY TO YOU. THIS WARRANTY GIVES YOU SPECIFIC LEGAL RIGHTS, AND YOU MAY HAVE OTHER RIGHTS WHICH VARY FROM JURISDICTION TO JURISDICTION.

**TERMINATION.** Without prejudice to any other rights of Activision, this Agreement will terminate automatically if you fail to comply with its terms and conditions. In such event, you must destroy all copies of this Program and all of its component parts.

**U.S. GOVERNMENT RESTRICTED RIGHTS.** The Program and documentation have been developed entirely at private expense and are provided as "Commercial Computer Software" or "restricted computer software." Use, duplication or disclosure by the U.S. Government or a U.S. Government subcontractor is subject to the restrictions set forth in subparagraph (c)(1)(ii) of the Rights in Technical Data and Computer Software clauses in DFARS 252.227-7013 or as set forth in subparagraph (c)(1) and (2) of the Commercial Computer Software Restricted Rights clauses at FAR 52.227-19, as applicable. The Contractor/Manufacturer is Activision, Inc., 3100 Ocean Park Boulevard, Santa Monica, California 90405.

**INJUNCTION.** Because Activision would be irreparably damaged if the terms of this Agreement were not specifically enforced, you agree that Activision shall be entitled, without bond, other security or proof of damages, to appropriate equitable remedies with respect to breaches of this Agreement, in addition to such other remedies as Activision may otherwise have under applicable laws.

**INDEMNITY.** You agree to indemnify, defend and hold Activision, its partners, affiliates, contractors, officers, directors, employees and agents harmless from all damages, losses and expenses arising directly or indirectly from your acts and omissions to act in using the Product pursuant to the terms of this Agreement.

**MISCELLANEOUS.** This Agreement represents the complete agreement concerning this license between the parties and supersedes all prior agreements and representations between them. It may be amended only by a writing executed by both parties. If any provision of this Agreement is held to be unenforceable for any reason, such provision shall be reformed only to the extent necessary to make it enforceable and the remaining provisions of this Agreement shall not be affected. This Agreement shall be construed under California law as such law is applied to agreements between California residents entered into and to be performed within California, except as governed by federal law and you consent to the exclusive jurisdiction of the state and federal courts in Los Angeles, California. If you have any questions concerning this license, you may contact Activision at 3100 Ocean Park Boulevard, Santa Monica, California 90405, (310) 255-2000, Attn: Business and Legal Affairs, legal@activision.com.

## NOTES

---

---

---

---

---

---

---

---

---

---

**NOTES**

---

---

---

---

---

---

---

---

