


OPERATION MANUAL



Milon's Secret Castle™



HUDSON GROUP
HUDSON SOFT®

EmuMovies

Hudson Soft USA, Inc.
 601 California Street, Suite 2004
 San Francisco, CA 94108
 For questions, call (415) 495-HINT

Printed in Japan



HUDSON GROUP
HUDSON SOFT®



Milon's Secret Castle™

**THANK YOU!
YOU HAVE JUST MADE A PERFECT CHOICE BY SELECTING
AND PURCHASING THE QUALITY HUDSON SOFT PRODUCT**

Thank you for selecting Milon's Secret Castle™. In order to insure your full enjoyment of this game, we recommend that you read this manual carefully and follow its instructions and suggestions.



This game is licensed by
Nintendo for play on the



Nintendo and Nintendo Entertainment System are trademarks of Nintendo of America Inc.

WARNING! WARNING! WARNING! WARNING! WARNING!

- * Because this is a precision tooled device, do not use or store it in extreme temperature conditions. Avoid hard shocks.
- * Avoid soiling the connector terminals by handling or spilling liquids. Soiled connectors can cause system break down.
- * Do not clean this device with alcohol, thinner, benzine or other volatile substances.
- * Always turn the power off before inserting or removing the cassette from the main system.
- * We recommend that you play this game at distance from the television screen.
- * When engaged in prolonged bouts of game playing, we recommend that you rest for 10 or 20 minutes every two hours in order to avoid strain in your vision and general health.

Milon lives in the land of Hudson where people use music to communicate with each other. However, Milon does not have the ability to communicate. He always ask himself why he is the only one who lacks the ability to understand people and music. One day he decides to travel through out the land of Hudson to search for other people like himself.

Before leaving for his trip, Milon decides to visit Queen Eliza who lives in Hudson's Secret Castle.

When Milon arrives at the Secret Castle, the people were being attacked by the Evil Warlord from the north region. The warlord robs the people of all their musical instruments and occupies the Secret Castle. Queen Eliza is held captive deep inside the Secret Castle by the Warlord and his demon-monsters.

Milon volunteers to fight the Evil Warlord and his demons and to rescue Queen Eliza and the musical instruments for the people of Hudson. This will not be an easy task. The Secret Castle has many different rooms and each room is a maze filled with demons, secret passages and doors. However, the Castle's Magician tells Milon that Queen Eliza has hidden many tools, instruments and money to help him. The Magician also gives Milon a magic "Bubble" to assist him in finding the places where the helpful items are hidden and where they may be bought.



Object of the Game

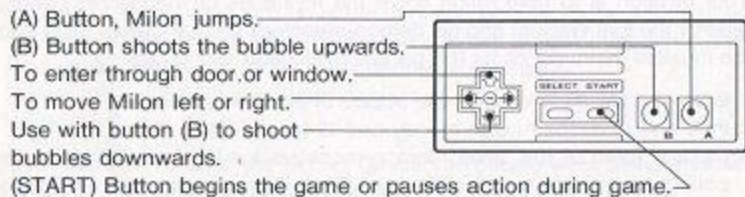
Your mission is to help Milon solve the mysteries of the Secret Castle, destroy the Evil Warlord and his demon-monsters, rescue Queen Eliza and the musical instruments for the people of Hudson. Good Luck!!!

1. Enter the Castle and solve the puzzle of each maze-room.
2. Find and save the hidden money and 12 helpful items.
3. Destroy each of the seven demon-monsters lurking in the Castle and collect seven crystal balls. The crystal ball is your key to advance to the next level of the Castle.

After completing everything above, you must find two secret items to save Queen Eliza. Those two items are for you to find...!



Control Functions:



SECRET CASTLE

- (1), (3) Maze-room: Enter the maze-room to collect money and helpful items.
- (2), Shop: Buy helpful items or get clues/hints.
- (4), Demon-Monsters: If you fulfill certain requirements and enter this room, a demon monster will appear. Destroy the demon-monster to get a crystal ball, then the door will open to advance to the upper floors.



The maze-room contains a lot of demon characters and the hidden coins and helpful items. In order to get out of the room, you must find the door (hidden in the room) and a key (it will appear when destroying the demon characters or breaking the blocks). Once you get the key, you will be free to go in and out of the maze-room anytime. When you get the key, it will be indicated on the top right hand corner of the screen.

Milon's Energy Level

Milon's energy level will be displayed on left hand side of the screen. Energy will decrease when hit or touched by demon characters. The game will be over when you lose all of the energy. Energy will increase whenever you destroy a demon and a "Energy Heart" appears.



Milon's Weapons

Milon's weapon is the magic "Bubble" given to him by the Castle's Magician. The bubbles are used to destroy demon characters and to find the coins (\$) and helpful items hidden by Queen Eliza.

Hidden Items

By shooting and breaking the blocks with your bubbles, you will find many items:



Coin/Money— Save the Coins to buy helpful items at the Item Shop.



Honeycomb— Getting the honeycomb will an extra level to Milon's Energy Level and fill it up.



Hudson Bee— Catch the Hudson Bee to get a protective shield around Milon. It will protect him against demon attacks for a brief period of time.



There are more hidden items other than what is listed above.

There are some shops hidden inside the castle for Milon to buy items or get important hints/clues:




- (1) Shows the items you have.
- (2) Shows the number of coins and crystal balls you have.
- (3) Shows the two secret items to save Queen Eliza.
- (4) Shows the crystal balls collected.
- (5) Message Board: Important hints or how to use in item selected will be displayed.
- (6) Shows items and their prices. Bump head to get them.

DEMON-MONSTER ROOM

Demon-Monster Room

If you fulfill certain requirements and enter this room, a demon-monster will appear. Milon must destroy the demon-monster in order to advance to the next level. However, the demon-monsters are tough enemies, so better arm Milon with the helpful items and be sure his energy is at maximum level before entering.



Crystal Ball

When Milon defeats a demon-monster, a crystal ball will appear. This crystal ball will strengthen Milon's bubble or make shooting distances longer and will allow Milon to advance to the next level of the Secret Castle. Milon must collect a total of seven crystal balls to save Queen Eliza.

SECRET INFORMATION

Milon advanced into the game but a careless mistake ended the game. In order to get a "Second Chance", Hudson is glad to announce that there is a "Continuing Option". You can access this "Continuing Option" by pushing the left side of the movement control button and the Start Button. You are only allowed to use the "Continuing Option" after Milon collected the first crystal ball.

Other Secrets



Umbrella—

Catching the umbrella will allow Milon to rapid-fire his magic bubbles.



Music Box—

Get the music box to advance to the bonus stage. Look for seven musical instruments and collect musical notes. (avoid the flat notes)

COMPLIANCE WITH FCC REGULATIONS

This equipment generates and uses radio frequency energy and if not installed and used properly, that is, in strict accordance with the manufacture's instructions, may cause interference to radio and television reception. It has been type tested and found to comply with the limits for a Class B computing device in accordance with the specifications in Subpart J to Part 15 of FCC Rules, which are designed to provide reasonable protection against such interference in a residential installation. However, there is no guarantee that interference will not occur in a particular installation. If this equipment does cause interference to radio or television reception, which can be determined by turning the equipment off and on, the user is encouraged to try to correct the interference by one or more of the following measures:

-Reorient the receiving antenna
-Relocate the NES with respect to the receiver
-Move the NES away from the receiver
-Plug the NES into a different outlet so that computer and receiver are on different circuits.

If necessary, the user should consult the dealer or an experienced radio/television technician for additional suggestions. The user may find the following booklet prepared by the Federal Communications Commission helpful:

How to Identify and Resolve Radio-TV Interference Problems. This booklet is available from the U.S. Government Printing Office, Washington, D.C. 20402, Stock No.004-000-000345-4.

LIMITED WARRANTY

Hudson Soft USA, Inc. ("Hudson") warrants to the original purchaser of this Hudson software product that the medium on which this computer program is recorded is free from defects in materials and workmanship for a period of ninety (90) days from the date of purchase. This Hudson software program is sold "as is," without express or implied warranty of any kind, and Hudson is not liable for any losses or damages of any kind resulting from use of this program.

Hudson agrees for a period of ninety (90) days to either repair or replace, at its option, free of charge, any Hudson software product, postage paid, with proof of date of purchase, at its Factory Service Center.



This warranty is not acceptable to normal wear and tear. This warranty shall not be void if the defect in the Hudson software product has arisen through abuse, unreasonable use, mistreatment or neglect. THIS WARRANTY IN LIEU OF ALL OTHER WARRANTIES AND NO OTHER PRESENTATIONS OR CLAIMS OF ANY NATURE SHALL BE BINDING ON OR OBLIGATE HUDSON. ANY IMPLIED WARRANTIES APPLICABLE TO THIS SOFTWARE PRODUCT, INCLUDING WARRANTIES OF MERCHANTABILITY AND FITNESS FOR A PARTICULAR PURPOSE, ARE LIMITED TO THE NINETY (90) DAY PERIOD DESCRIBED ABOVE. IN NO EVENT WILL HUDSON BE LIABLE FOR ANY SPECIAL, INCIDENTAL, OR CONSEQUENTIAL DAMAGES RESULTING FROM POSSESSION, USE OR MULFUNCTION OF THIS HUDSON SOFTWARE PRODUCT.

Some states do not allow limitation as to how long an implied warranty lasts and/or exclusions or limitations of incidental or consquential damages so the above limitations and/or exclusions of liability may not apply to you. This warranty gives you specific rights, and you may also have other rights which vary from state to state.