



Konami (America) Inc.
900 Deerfield Parkway
Buffalo Grove, IL 60089-4510
(708) 215-5111

INSTRUCTION BOOKLET

Konami® is a registered trademark of Konami Co. Ltd. ANIMANIACS, characters, names, and all related indicia are trademarks of Warner Bros. ©1994. ©1994 Konami (America), Inc. All Rights Reserved.



PRINTED IN JAPAN



WARNING: PLEASE READ THE ENCLOSED CONSUMER INFORMATION AND PRECAUTIONS BOOKLET CAREFULLY BEFORE USING YOUR NINTENDO® HARDWARE SYSTEM OR GAME PAK.



LICENSED BY
Nintendo

NINTENDO, SUPER NINTENDO ENTERTAINMENT SYSTEM AND THE OFFICIAL SEALS ARE REGISTERED TRADEMARKS OF NINTENDO OF AMERICA INC. ©1991 NINTENDO OF AMERICA INC.

THIS OFFICIAL SEAL IS YOUR ASSURANCE THAT NINTENDO HAS APPROVED THE QUALITY OF THIS PRODUCT. ALWAYS LOOK FOR THIS SEAL WHEN BUYING GAMES AND ACCESSORIES TO ENSURE COMPLETE COMPATIBILITY WITH YOUR SUPER NINTENDO ENTERTAINMENT SYSTEM®. ALL NINTENDO PRODUCTS ARE LICENSED BY SALE FOR USE ONLY WITH OTHER AUTHORIZED PRODUCTS BEARING THE OFFICIAL NINTENDO SEAL OF QUALITY.

Welcome to ANIMANIACS for the Super Nintendo Entertainment System®...from Konami! You're in for a real treat as you play Animaniacs™. These wacky Warner Bros. characters are zany, witty, warm, mischievous, goofy, sly...they're everything except boring! Join the Warner brothers (and sister) on a journey through the Warner Bros. Studio lot for "lots" of fun! We recommend that you read through this manual first to take full advantage of this game.

Contents

- 4 ... INTRODUCTION
- 6 ... PLAYING THE GAME
- 7 ... STARTING THE GAME
- 8 ... ENTERING A SOUND STAGE
- 8 ... OPTION MODE
- 10 ... PASSWORD & CONTINUE
- 11 ... THE RECOVERY STAGE
- 12 ... SCREENS & SLOT MACHINES
- 12 ... ITEMS
- 14 ... OPERATIONS
- 15 ... STAGES
- 16 ... CHARACTERS
- 18 ... WARRANTY
- 19 ... CONSUMER SUPPORT



Our story begins...

in the 1930s, a period regarded by many as the Golden Age of Animation. Many studios in Hollywood were pumping out reels and reels of new cartoons. During this time, one of the more eccentric and gifted animators at Warner Bros. created the Warner brothers and the Warner sister—specifically, YAKKO, WAKKO and DOT.

From the beginning, however, these three were labeled too wacky, too wild, and just too zany to be let loose on an unsuspecting public. Their comical genius was too far ahead of the times. Behind top-secret closed-door meetings, the studio executives, vice presidents, managers, managing vice presidents, chief executive vice directors of managing, and some people who were really important, decided to lock them up immediately in the Warner Bros. Water Tower.

They remained imprisoned in that water tower for over 60 years, when they escaped! The Warner brothers and their sister immediately began to amuse themselves by wreaking havoc upon film stages all across the studio lot. It remains their favorite pastime.

Just the other day...

actually it was the day before yesterday, but that's not important...the writers at Warner Bros. completed a script that could win a prestigious award. The script disappeared! It seems that Pinky and The Brain snatched the script to sell it and use the money it would bring to take over the world. But Pinky, carrying the script in an absent-minded daze, dropped scenes from the script at various sound stages all over the studio lot! The Warner Bros.' CEO has asked the Warner siblings to find and deliver the completed script to him pronto, hoping it would keep them out of any really serious trouble...a typical management decision.



Playing the Game

- There are three players — Yakko, Wakko and Dot. Your goal is to operate each player to clear the game.
- The game ends when all three players are captured by Ralph the security guard or when they are done in by traps.
- When players are caught by Ralph, you can try to rescue them from the Water Tower during the Warner Bros. Studio screen.
- You can get special power-ups when the slot machine rolls.
- You can complete the game without finding every scene from the script, but you should try to find the entire script to get the best ending!
- You can play again from the beginning of a level by selecting CONTINUE when the game ends. (NOTE: You do not have any CONTINUEs when the game starts. You must win them on the slot machine or collect 100 coins.)
- When you clear a stage or the game ends, make a note of the password displayed on screen. Input this password to continue your game.

Starting the Game

Insert the game pak into your Super NES and turn the power ON. The Title screen will be displayed.



Title screen

Set the game options. (See page 8 for settings.)

Move the cursor to GAME START and press the START button.

The practice stage begins when the game starts.

Once you clear the practice stage, you cannot enter it from the Warner Bros. Studio screen. The Warner Bros. Studio screen appears as you clear each level. The player enters an individual studio by moving the Animaniacs along the paths to the film studios.



Warner Bros. Studio screen

Entering a sound stage

To enter a sound stage, press the A button when the name of the sound stage is displayed. The stage to be played depends on the sound stage you enter.

Ralph the security guard

If security guard Ralph catches you on the Warner Bros. Studio screen, you will play an “escape” stage. You will see a close-up of the Warner Bros. Studio lot and must outrun Ralph. If you escape, you will return to the overhead view.



RALPH screen

Option mode

Select OPTIONS from the Title screen and press the START button. You can change button settings (key configuration) in this mode.



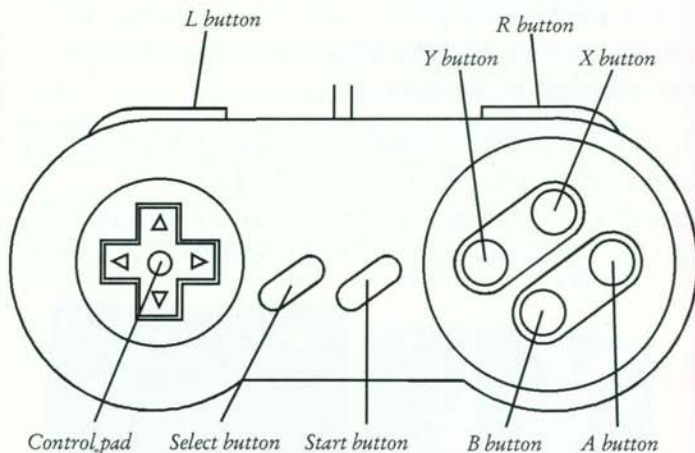
Option Mode screen

Configuring the keys

1. Use the up/down Control pad to place the cursor at the setting you want to change.
2. To change settings, simply press the button you want to change — A, B, X, Y, L or R.

Sound Tests

1. Use the left/right Control pad to select a melody.
 2. Press the A button to hear the selected melody.
- Press the START button to return to the Title screen.



PASSWORD and CONTINUE

If you make a note of the password that appears when you clear a stage you can input it to continue that game later.

Inputting the Password

To set the password, select an icon from the top 8 icons and input it into the 12-icon panel at the bottom of the screen.

1. Use the L and R buttons to select the icon.
2. Use the control pad to move the green box on the password grid, then press the A button to set the selection in the password panel.
3. When you are finished, press the START button to start the game. If you input the password incorrectly, the game will not start. Press the SELECT button to cancel the PASSWORD screen.



PASSWORD screen



Using CONTINUE

When the game ends, you can continue play from the beginning of the last stage you played.

- To continue, you must press the START button within the time limit or the game will end.
- The number of Continues increases by one when you get the correct combination on the slot machine or when you amass 100 coins.



CONTINUE screen

Playing the Recovery Stage

- When players are caught by Ralph in any given stage, you can enter the Water Tower within the Warner Bros. Studio screen to save them. If you reach the top of the tower, you can free all the players that have been captured. If you fail, the player attempting the rescue is not captured, but you return to the Warner Bros. Studio screen with your remaining number of players.



Recovery Stage screen

Screens and Slot Machines



Items

Coins

The slot machine turns when you collect 5. The number of Continues increases by one when you collect 100.

Script

The final scenario of the game varies depending on whether or not you've collected the entire script when the game ends.



No. of Script Scenes

Slot Machines

Lots of things happen to the players when they align the slot machine items on screen.

- The slot turns when you collect 5 coins. Silver coins are worth 1, gold are worth 10.
- The slot will stop in about 3 seconds, but you may also stop it by pressing the L button.

Effects of various slot machine item combinations:

YAKKO-WAKKO-DOT

The captured player(s) is/are restored.

PINKY-PINKY-PINKY

You lose 10 coins.

BRAIN-BRAIN-BRAIN

You lose half of your coins.

RALPH-RALPH-RALPH

You lose all of your coins.

CEO-CEO-CEO

You gain 1 Continue.

NURSE-NURSE-NURSE

You are invincible against enemies for a fixed period of time.

SKIPPY-SKIPPY-SKIPPY

You gain 20 coins.

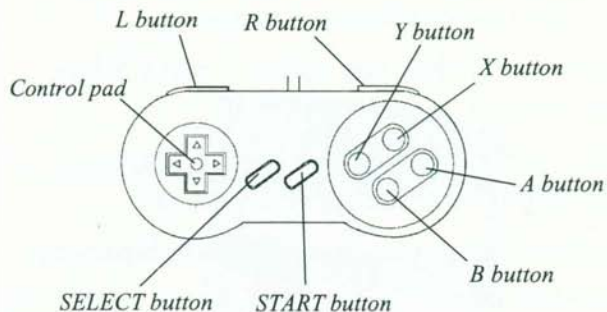
SLAPPY-SLAPPY-SLAPPY

You gain 50 coins.

CHICKEN BOO-CHICKEN BOO-CHICKEN BOO

You double your coins.

Operations



Hey Brain, I think I saw that picture before!



Of course you did Pinky. It was on page 9. And we will keep showing it to people until their brains go numb, then we can take over the world!

START button: Pauses the game.

SELECT button: Press during game play to cancel the current stage and return to the Big Map. (You must pause the game first.) You cannot cancel the practice stage.

Control pad: Moves the players.

A button: Press twice to dash. Press the Control pad in the direction opposite the dashing direction to brake.

B button: Jumps.

Y button: Grab and throw items.

X button: Animaniacs "short" stack.

R button: Use to select the player.

L button: Use to stop the slot machine.

- Button settings can be changed in the **OPTIONS** screen. See page 8 for details.

Stages



Sci-Fi film stage



Practice stage
Studio HQ



Aquatic film stage



Fantasy film stage



Editing room



Adventure film stage



Water Tower/
Rescue stage

Characters



The eldest, and leader of the three, Yakko is a smooth talker and very ingenious.



Slightly on the "odd" side, Wakko is not much of a talker but can unleash non-stop destruction.



Dot uses her cuteness to trick others. She often says, "I'm the cute one."



RALPH is the security guard that's always trying to capture the Animaniacs.



Pinky & The Brain are experimental mice that conspire every night to conquer the world. They stole the Warner Bros. script to get money for their quest.




CEO Thaddeus Plotz is the chairman of Warner Bros. who has ordered the Warner brothers and sister to retrieve the script.



Dr. Scratchansniff is the Warner Bros.' in-house counselor.



The Nurse is the Warner Bros.' staff nurse.



Pesto, Bobby and Squit are three inseparable would-be acting pigeons.



Rita and Runt are a homeless cat and dog who together are searching for a home and tender loving care.

KONAMI (AMERICA) INC. LIMITED WARRANTY

Konami (America) Inc. warrants to the original purchaser of this Konami software product that the medium on which this computer program is recorded is free from defects in materials and workmanship for a period of ninety (90) days from the date of purchase. This Konami software program is sold "as is," without express or implied warranty of any kind, and Konami is not liable for any losses or damages of any kind resulting from use of this program. Konami agrees for a period of ninety (90) days to either repair or replace, at its option, free of charge, any Konami software product, postage paid, with proof of date of purchase, at its Factory Service Center. This warranty is not applicable to normal wear and tear. This warranty shall not be applicable and shall be void if the defect in the Konami software product has arisen through abuse, unreasonable use, mistreatment or neglect. THIS WARRANTY IS IN LIEU OF ALL OTHER WARRANTIES AND NO OTHER REPRESENTATIONS OR CLAIMS OF ANY NATURE SHALL BE BINDING ON OR OBLIGATE KONAMI. ANY IMPLIED WARRANTIES APPLICABLE TO THIS SOFTWARE PRODUCT, INCLUDING WARRANTIES OF MERCHANTABILITY AND FITNESS FOR A PARTICULAR PURPOSE, ARE LIMITED TO THE NINETY (90) DAY PERIOD DESCRIBED ABOVE. IN NO EVENT WILL KONAMI BE LIABLE FOR ANY SPECIAL INCIDENTAL OR CONSEQUENTIAL DAMAGES RESULTING FROM POSSESSION, USE OR MALFUNCTION OF THIS KONAMI SOFTWARE PRODUCT.

Some states do not allow limitations as to how long an implied warranty lasts and/or exclusions or limitations of incidental or consequential damages so the above limitations and/or exclusions of liability may not apply to you. This warranty gives you specific rights, and you may also have other rights which vary from state to state.

Consumer support

If you feel stuck in the game, or just need a boost, don't worry! You can call the Konami Game Hint and Tip Line for help on this software and all the fine Konami products.

KONAMI GAME HINT AND TIP LINE: 1-900-896-HINT (4468)

- ☎ 85¢ per minute charge
- ☎ \$1.15 per minute support from a game counselor
- ☎ Touch tone phone required
- ☎ Minors must have parental permission before calling

Hints are available 24 hours a day. Live support Monday-Friday 8:30 A.M. to 5:00 P.M. CST only. Prices and availability subject to change. U.S. accessibility only.

If you experience technical problems with your *Animaniacs™* game pak, try our Warranty Services number: (708) 215-5111.

Game counselors are available Mon. – Fri. 8:30 a.m. to 5:00 p.m. CST.

*Konami (America) Inc.
900 Deerfield Parkway
Buffalo Grove, IL 60089*

ONLINE SUPPORT

Konami Consumer Support is available online from:

CompuServe: To reach our Customer Support board in the Video Game Publishers Forum, type **Go VIDPUB** at any "!" prompt and access the Konami library. In addition to reading and sending messages, you can receive press releases, hints, codes and other files.

If you are not already a CompuServe member, you can call CompuServe toll-free at 1-800-524-3388 and ask Representative #374 for your FREE introductory membership and \$15 usage fee credit.